

BREAKING WITH TRADITION:

Adult Learners Are Essential to Illinois' 60x25 Goal

Illinois' 60x25 goal – to ensure that 60% of adults have a college credential by 2025 – is vital to our state and its residents.

COLLEGE DEGREES MEAN HIGHER INCOME

Illinoisans with a college degree will earn more over a lifetime than their peers with only a high school diploma.ⁱ



ILLINOISANS WITH ONLY A HIGH SCHOOL DIPLOMA

ILLINOISANS WITH A HIGH SCHOOL DIPLOMA & COLLEGE DEGREE

\$900,880 MORE

MORE JOBS REQUIRE HIGHER EDUCATION

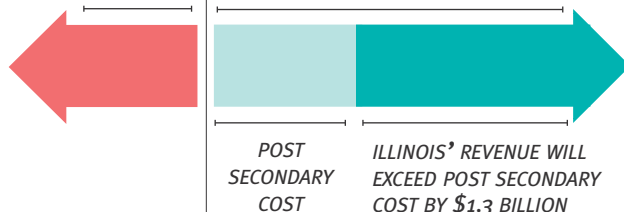
By 2020, over 67% of jobs in Illinois will require some postsecondary education or training.ⁱⁱ

60x25 GOAL WILL GENERATE REVENUE

By meeting the performance of the top states, **Illinois will generate more annual revenue.** Under current postsecondary investment patterns, Illinois' state revenues will **decrease each year.**ⁱⁱⁱ


AT CURRENT RATE, REVENUE WILL DECREASE BY \$140 MILLION BY 2025

BY INCREASING OUR COMPLETION RATE, ILLINOIS WILL GENERATE **\$1.9 BILLION MORE** BY 2025



Adults currently in the workforce are vital to meeting the 60x25 goal. Why? Do the math.

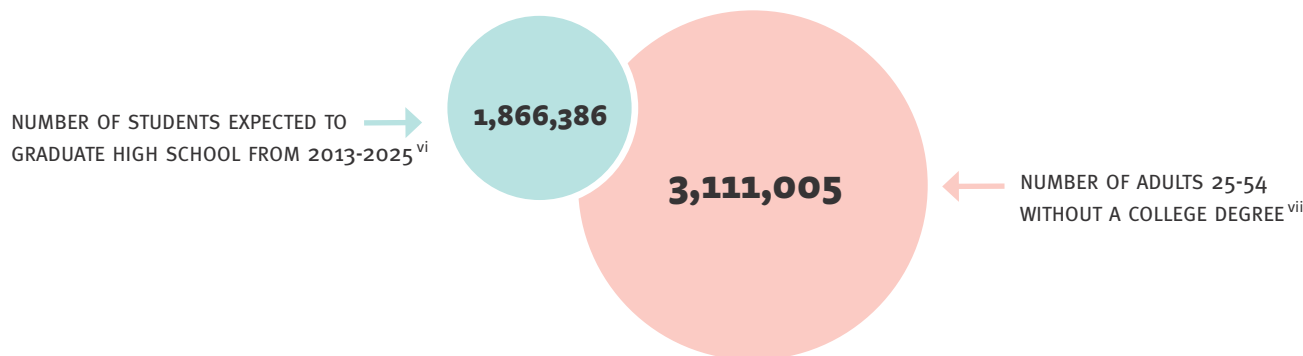
To meet the 60x25 goal, we will have to produce an **additional 595,296 degrees** or certificates above our current graduation rate.^{iv}



CAN WE DO IT WITH GRADUATING HIGH SCHOOL STUDENTS ALONE?

If we improve our high school graduation rates to 100 percent and ALSO manage to raise our college going rate from 57.4 percent to 95 percent, we would still end up short of our goal.^v And while ensuring every high school student graduates is a worthy goal, it is unlikely to happen.

SO HOW WILL WE DO IT? By helping more working age adults earn college credentials:



We need to target adults to return to school and complete certificates and degrees.

If we increase the number of 20-39 year olds enrolled in college by just **two percentage points**, from 1.22 percent to 3.2 percent, then we are more than halfway to our goal — **we'll gain 344,000 credentials.**^{viii} At the same time, we can work diligently to increase high school graduation rates and graduation rates at our colleges and universities, to make sure we meet our 6x25 goal and open the door to economic prosperity for more Illinoisans.



It will take work, but we can do it.

To meet the college completion goals of tomorrow, we must include the adults of today.



Women Employed

65 E. Wacker Place • Suite 1500 • Chicago, Illinois 60601

Ph. 312 782 3902 • Fax. 312 782 5249

womenemployed.org

ⁱDerived from National Center for Higher Education Management Systems (NCHEMS). *Illinois State Profile Report: Difference in Median Earnings Between a High School Diploma and a Bachelors Degree, 25 to 64 Year Olds*. (Original source: U.S. Census Bureau, 2008-10 American Community Survey Three-Year Public Use Microdata Sample File). Retrieved June 2012 from <http://www.higheredinfo.org/stateprofile/index.php?report=fd2137197coe3abo97751de3c389da5e>

ⁱⁱComplete College America. 2011. *Illinois 2011*. Retrieved October 2012 from <http://www.completecollege.org/docs/Illinois.pdf>.

ⁱⁱⁱCenter for Law and Social Policy. 2012. *Illinois: The Return on Investment to Increasing Postsecondary Credential Attainment*. Retrieved May 2012 from: http://www.clasp.org/postsecondary/publication?id=1452&list=publications_states.

^{iv}Ibid.

^vCLASP and NCHEMS. 2012. *Calculating the Economic Value of Increasing College Credentials by 2025: Illinois*. Data retrieved July 2012 from http://www.clasp.org/resources_and_publications/flash/CPES%20ROI%20Tool/Illinois.swf.

^{vi}Derived from 2011-2012 District Summary, provided by the Illinois State Board of Education to Women Employed.

^{vii}Derived from data generated by the Population Reference Bureau for the Working Poor Families Project. *Table 2a8a: Percent of Adults 25-54 With Only a High School Degree/GED, 2010; Table 2A9a: Percent of Adults 25-54 With Some Post-Secondary Education, No Degree, 2010; and Table 2A7a: Percent of Adults 25-54 Without a High School Degree/GED, 2010* (Original source: U.S. Census Bureau, 2010 American Community Survey and 2011 Current Population Survey).

^{viii}CLASP and NCHEMS. 2012. *Calculating the Economic Value of Increasing College Credentials by 2025: Illinois*. Data retrieved July 2012 from http://www.clasp.org/resources_and_publications/flash/CPES%20ROI%20Tool/Illinois.swf.